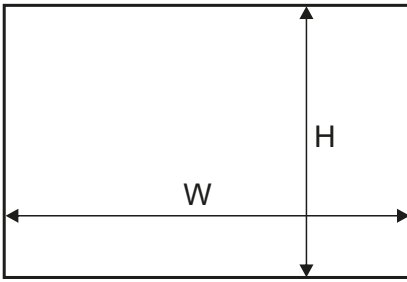


COMPONENTS

<p>Handle Trio</p> <p>#16 / #18</p> <p>textile door stop, inserted 4.8 mm x 4 mm</p> <p>anti-dust brush, self-adhesive 6.7 mm x 13 mm</p> <p>Length: 2.7 m</p>	<p>Top track Blue</p> <p>75 mm</p> <p>Length: 1.5 m, 2.0 m, 2.5 m, 3.0 m, 4.0 m, 6.0 m</p>	<p>Bottom track Blue-V</p> <p>Option 1</p> <p>48 mm</p> <p>Length: 1.5 m, 2.0 m, 2.5 m, 3.0 m, 4.0 m, 6.0 m</p>	<p>Bottom track Blue-C</p> <p>Option 2</p> <p>42 mm</p> <p>Length: 1.5 m, 2.0 m, 2.5 m, 3.0 m, 4.0 m, 6.0 m</p>	<p>Rubber finishing profile for bottom track</p> <p>Length: 50.0 m</p>
<p>Angle section Mini</p> <p>11 mm x 17 mm</p> <p>Length: 1.7 m, 2.35 m, 3.0 m</p>	<p>Guiding carriage Blue 18 Board asymmetrical</p> <p>(Set)</p>	<p>Bottom carriage Blue 18V Board</p> <p>Option 1</p> <p>(Set)</p>	<p>Bottom carriage Blue 18C Board</p> <p>Option 2</p> <p>(Set)</p>	

Dimensions of opening



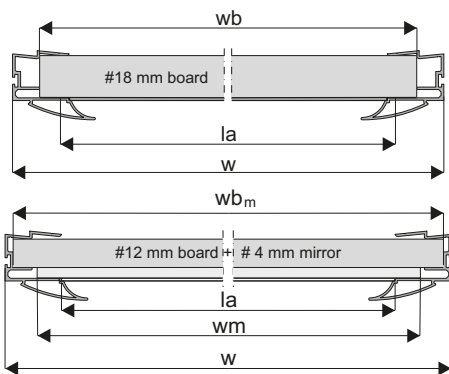
handle length = door height

door filling – #18 mm board, #12 mm + mirror

door height	- h	$h = H - 40 \text{ mm}$ $h = H - 45 \text{ mm}$
- without soft-close		
- with soft-close Simple MINI and Simple CENTRAL		
board height	- hb	$hb = h - 1 \text{ mm}$
door width	- w	$w = (W - 3 + Z) : N$
board width #18	- wb	$wb = w - 22 \text{ mm}$
board width #12	- wb	$wb = w - 7 \text{ mm}$
angle section length	- la	$la = w - 46.2$

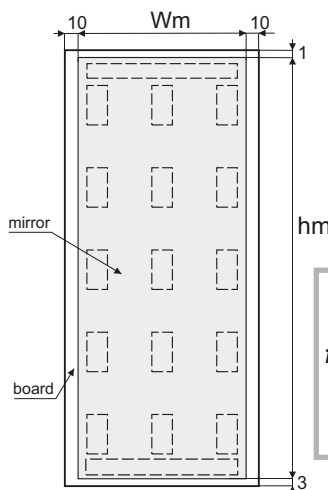
number of doors	- N	2	3
total overlap	- Z	34 mm	68 mm

visual design – 4 wings	
	$w = (W + 99) : 4$
	$w = (W : 2 + 31) : 2$



mirror dimensions

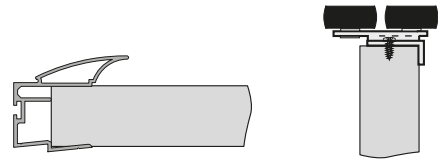
mirror height - hm	$hm = hb - 4 \text{ mm}$
mirror width - wm	$wm = wb_m - 20 \text{ mm}$



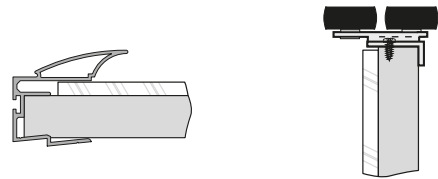
Broken line indicates recommended positioning of double-sided tape

- When fitting handle profiles, do not use assembly adhesive

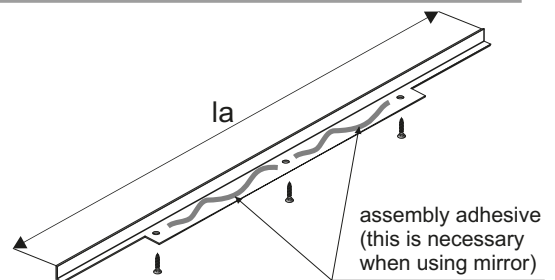
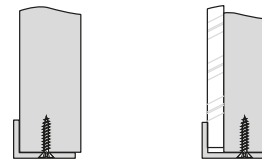
Installation method for handle and guiding carriage with #18 mm board



Installation method for handle and guiding carriage with #16 mm board or #12 mm board + #4 mm mirror



Installation method for angle section 11 mm x 17 mm



WARNING

We do not bear any responsibility for deformation resulting from the application of improper quality of boards (improper storage, improper humidity).

ATTENTION:

Board to mirror contact area should be free from dirt and grease before applying double-sided tape.